

Source Audio Nemesis Delay

Quick Start Blueprint

PEDAL IN (TRS): Tap Tempo & Expression Pedal Connection

USB: Connect a USB mini-B cable to use the Neuro App or Desktop Editor.

TIME: Sets the delay time.

FEEDBACK: Controls the number of repeats. Use caution with high feedback!

OUTPUT 1 (Mono)

OUTPUT 2 (Stereo)

MOD: Sets the depth of the delay modulation

MIDI 5-pin DIN Output

RATE: Sets the speed of the delay modulation

ON/OFF Footswitch: Engage or disengage the delay effect.

POWER: 9VDC only. Center negative. 200mA. Preferably Isolated. PSU included.

Control Input (TRRS): Connect to external Source Audio utility devices.

MIX: Sets the wet/dry mix of the delay effect. Noon is 50/50.

INTENSITY: Functions vary per engine.

INPUT 1 (Mono)

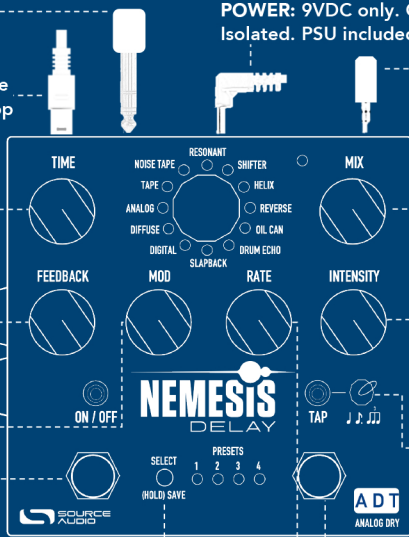
INPUT 2 (Stereo)

Beat Division Switch: Set your beat division for tapping in a tempo.

MIDI 5-pin DIN Input

PRESETS: Press + hold to save a preset. Push to cycle through preset slots.

TAP Footswitch: Tap in your tempo. Hold to freeze the delay tail. Hold bypassed to cycle presets.



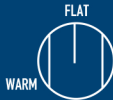
INTENSITY KNOB



RESONANT



SHIFTER



HELIX



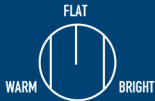
REVERSE



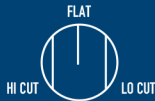
OIL CAN



DRUM ECHO



SLAPBACK



DIGITAL



DIFFUSE



ANALOG



TAPE



NOISE TAPE

TRAILS MODE: Press+hold Control Input, then press ON/OFF Footswitch to toggle on/off.

INFINITE HOLD/FREEZE: Press+hold TAP footswitch while playing for infinite repeats.

LEARN MORE

USER MANUAL



[sourceaudio.net/
user-manuals](https://sourceaudio.net/user-manuals)

PRODUCT PAGE



[sourceaudio.net/
nemesis-delay-adt](https://sourceaudio.net/nemesis-delay-adt)

BLOG



[sourceaudio.net/
blog](https://sourceaudio.net/blog)

VIDEOS



[sourceaudio.net/
videos](https://sourceaudio.net/videos)

SOURCE AUDIO
STORE



[sourceaudio.net/
store](https://sourceaudio.net/store)

NEURO &
DOWNLOADS



[sourceaudio.net/
editorsandfirmware](https://sourceaudio.net/editorsandfirmware)